




System-Workshop SWISSREX, accessories - without woodturning, 3D-table, routing, grinding etc.



If you like to work in a **vertical position** with the spindle & crank (each turn = 4mm way), best will be you use **the drilling plate**.

This is very practical if you are milling and routing – to adjust very precise, quick and easy the definitive position of the router bit.

Today, the drilling plate is not anymore a rectangular item (as you still see on most of the pictures); we gave it a new shape, which is even better adapted to the functions of the plate.



Make a drill stand, with the **System-Workshop** (basic equipment), the **Drilling plate** (art-no 935000), and your drill.



Adapter 38/43mm



Outside-Ø 43mm , inside-Ø 38,1mm (1,5")

If you need to fix US-standard drills with their "neck" of 1,5" (Ø 38mm instead of 43mm = EU-standard), then you place our 26 mm large steel-made adapter-ring (with a slightly spring-effect) in the system-jaw and tighten your drill (art-no 936060)

Woodcarving & Universal adapter (art-no 936000, incl. 3 screws) – you fix it into the system-jaw as you fix your drill.

A Drill stand, made out of **your drill** (any drill that has a "neck" to fix it)



the **System-Workshop** basic equipment, event. the **Drilling table** (art-no 934000), and the **Drilling lever** (art-no 931000).

All accessories are delivered with a guide showing how to assemble and how to use; If you want to, you can order all documents by mail, BEFORE you make your order (or later, in case you lost it).

Please note: for technical- or design-reasons, all our products are subject to get another look – but **they keep their function and quality!**