


System-Workshop SWISSREX, woodturning accessories

If you like to turn wood, you will need:





the **System-Workshop** (basic equipment), the **SWISSREX woodturning lathe attachment** (art-no 940000) and **your drill**



Woodturning chisels

- good tool-steel quality
- big wooden handle
- many different shapes
- ❖ **8pcs set** (art-no 970000)
- ❖ **3pcs set** (art-no 970010)
- ❖ **Single chisels** on demand
- ❖ **Special chisels** on demand
- ❖ **Extra small chisels** for small parts, on demand

or our **universal motor with the gear box** (art-no 570000), and of course **chisels** – this is the minimum you need;



With this equipment you can work between 2 centers – **with your own drill** or an additional **professional motor**.

And then, depending of your work, **you may need:**



Small faceplate 30mm Ø & screws



Big faceplate 150mm Ø & screws



A center finder, a contour gauge, small or big face plates and/or chucks with different jaws, and **many more woodturning accessories on demand ...**



Please note: for technical- or design-reasons, all our products are subject to get another look – but **they keep their function and quality!**